


# BlueTrack USB

## FMA

**Automate**  
the **meter** read  
and dynamic **reports**



BlueTrack USB FMA is used by sales people and Technicians to audit their prospective and existing customer's sites. The USB compatible device is plugged into any networked computer's USB port. Within a minute, the results are saved to the device's free memory storage. Back in the office, the results may be integrated and analysed with DocuAudit application.

## How does **it work** ?

### 1 Insert, Launch, Save & Remove

You have just performed a snapshot of devices on your customer network. You have unlocked this information quickly and unobtrusively using FMAudit™ Viewer USB™. You have achieved this with limited network experience, without having to install any software, and with little or no customer IT support

### 2 Analyse Data, Prepare a new plan, Close

Back at your office, produce multiple report and/or export to DocuAudit application – with just one click.


- Csv or .xls Files
- Resident Dynamic Reports (monthly usage matrix, Usage vs Recommended Duty Cycle...)
- 3rd Party Proposal Generating Integration (for seamless integration with DocuAudit)

With these powerful tools and reports, you can analyse data, present a plan and close accounts in days instead of weeks. You have more time to focus on added value sales.

### 3 Increase account Penetration

Once your prospect has become a customer, use integration with DocuAudit or Dynamic Reports to do more value-added assessments. Your customer will reward you with exclusive relationships, a bigger sales pipeline, higher margins and more revenues.





## Information

BlueTrack USB FMA is gathering information from printing devices only. Other files cannot be collected over the Network. This solution allows you to assess:

- Manufacturer
- Model Device location
- Serial Number
- IP address
- Volume (between snapshots)
- Color / Mono
- Print / Copy
- Total Pages
- Fax / Scan
- Device location


## Pre-requisite

- Network configuration :  
PC used must have a IP address (manual or DHCP) on LAN.
- SNMP settings :  
SNMP protocol must be activated on printer and MFP connected on the LAN. SNMP protocol must also be allowed on routers and firewalls.
- LAN settings :  
BlueTrack USB FMA will detect and communicate will all printing devices on LAN, without any additional firewall settings.

## Security

BlueTrack USB FMA files are numerically controlled. Integrity of data is checked during collection. If a file has changed data treatment will stop, avoiding any virus attack. For security purpose, customer's antivirus will check USB Key content.

## Reports sample



©2007 Bluemega Technology. All designations and product names are trademarks or registered trademarks of the respective company. This document is non contractual. Specifications and descriptions can be modified by manufacturers at any time without prior notice. BT/MAUK/0307

